








# Jefferson Elementary School: May 2017



Monday	Tuesday	Wednesday	Thursday	Friday
<p>1</p> <p><b>Popcorn Chicken w/Cheez-its or Pizza Slice</b> Creamy Mashed Potatoes Green Beans Fruit Cup</p>	<p>2</p> <p> <b>AG DAY</b> <b>SACK LUNCHES</b></p>	<p>3</p> <p><b>Breaded Chicken Sandwich or Grilled Cheese</b> Crunchy Carrot Sticks w/ Lite Ranch Dip Fresh Garden Salad Fruit Cup</p>	<p>4</p> <p><b>Ham &amp; Cheese Sandwich or Sloppy Joe</b> Crispy Oven Potatoes Crunchy Celery Sticks w/ Lite Ranch Dip Fruit Cup Fresh Baked Cookie</p>	<p>5</p> <p><b>CINCO DE MAYO</b> <b>Chicken Nachos or Cheese Quesadilla</b> Cheesy Refried Beans Sweet Kernel Corn Fruit Cup </p>
<p>8</p> <p><b>Crispy Chicken &amp; Waffles or Grilled Cheese Sandwich</b> Crispy Hashbrown Potatoes Cucumber Dippers w/ Lite Ranch Fruit Cup</p>	<p>9</p> <p><b>Teriyaki Chicken Bites w/ Roll or Pizza Slice</b> Green Beans Crunchy Carrot Sticks w/ Lite Ranch Dip Fruit Cup</p>	<p>10</p> <p><b>Breaded Chicken Sandwich or Grilled Cheese</b> Broccoli Dippers w/ Lite Ranch Crispy Oven Potatoes Fruit Cup</p>	<p>11</p> <p><b>Cheeseburger or Corndog</b> Crunchy Celery Sticks w/ Lite Ranch Baked Beans Fruit Cup Fruit Snacks</p>	<p>12</p> <p><b>BBQ Sandwich or Grilled Cheese</b> Crispy Oven Potatoes Creamy Coleslaw Fruit Cup</p>
<p>15</p> <p><b>Manager's Choice</b></p>	<p>16</p> <p><b>Manager's Choice</b></p>	<p>17</p> <p><b>Manager's Choice</b></p>	<p>18</p> <p><b>Manager's Choice</b></p>	<p>19</p> <p><b>Manager's Choice</b></p>
<p><b>GEORGIA GROWN:</b> Carrots, Cabbage, Cucumbers, Strawberries,</p> <p></p>	<p></p> <p><b>HAVE A SAFE AND WONDERFUL SUMMER!!</b></p>			<p></p> <p><b>Full Pay</b> Breakfast- \$1.40 Lunch- \$1.95 <b>Reduced</b> Breakfast- \$0.30 Lunch- \$0.40</p>

- Choice of milk is offered each day
- PBJ Jamwich offered daily as a choice
- Menu is subject to change
- Breakfast is offered daily

Monitor your child's lunch account for **FREE** online at [www.12paymentcenter.com](http://www.12paymentcenter.com). To register, you will need your child's district student number, not their 3-4 digit serving number. You can find this number by logging into the Parent Portal. The student number is located next to your child's picture on the homepage. Once you have created an account on K12 Payment Center you can view balances, view meal histories, receive low balance notifications, and you can make payments. There is a \$1.95 fee per transaction. However, you can make a payment and apply it to multiple lunch accounts under one transaction. If you need assistance, please contact Sue Hamm at 706-367-2546 or [shamm@jeffcityschools.org](mailto:shamm@jeffcityschools.org)